

OptiMiser Focus



Introduction & Overview

Introduction

OptiMiser Focus is a **comprehensive web-based energy information management and reporting platform** trusted by governments, nonprofits, and businesses since 2008.




It transforms complex energy data into **actionable intelligence** through:

- Interactive dashboard
- Robust analytics
- Professional reporting tools




Key Benefits

- **Save Time** – Centralize data and quickly understand consumption across portfolios
- **Save Money** – Monitor and compare costs, usage, and emissions
- **Accelerate Planning** – Identify inefficiencies and track improvements
- **Make an Impact** – Generate professional reports for stakeholders





Dashboards

Overview  A high level overview of your energy data and building performance	Buildings to Target  Visualizations to help identify your most energy intensive buildings ⚙️ Weather Normalized version	Facility Dashboard  Visualizations to track usage trends in individual facilities ⚙️ Weather Normalized version
---	---	---




Tables

Organization View Table  A table to view data following your tree structure in Organize Data ⚙️ Weather Normalized version	Category View Table  A table to view data organized by facility category and subcategory ⚙️ Weather Normalized version	Data Loaded Table  A table to track data completeness for each account
--	--	---

Legacy Tables

Annual Report Table 2  Displays total annual usage compared to baseline year ⚙️ Weather Normalized version	ERP Guidance Table 3  A category view table of facility usage with columns by year and fuel type.	ESCO report  Displays all accounts listed in your town's MEI, along with total usage and cost. Can be viewed by year, quarter, or month.	Use and Costs Table  This table shows use and cost by fiscal or calendar year for a chosen fuel type
--	--	---	---

Other Reports

Climate Leaders - Top Buildings  Building-level data for Climate Leaders indicators	Emissions Factors  The energy conversion and emissions factors	Export Full Data  Export all utility data records with a more expansive set of fields. Updated nightly.
--	---	--

Getting Started

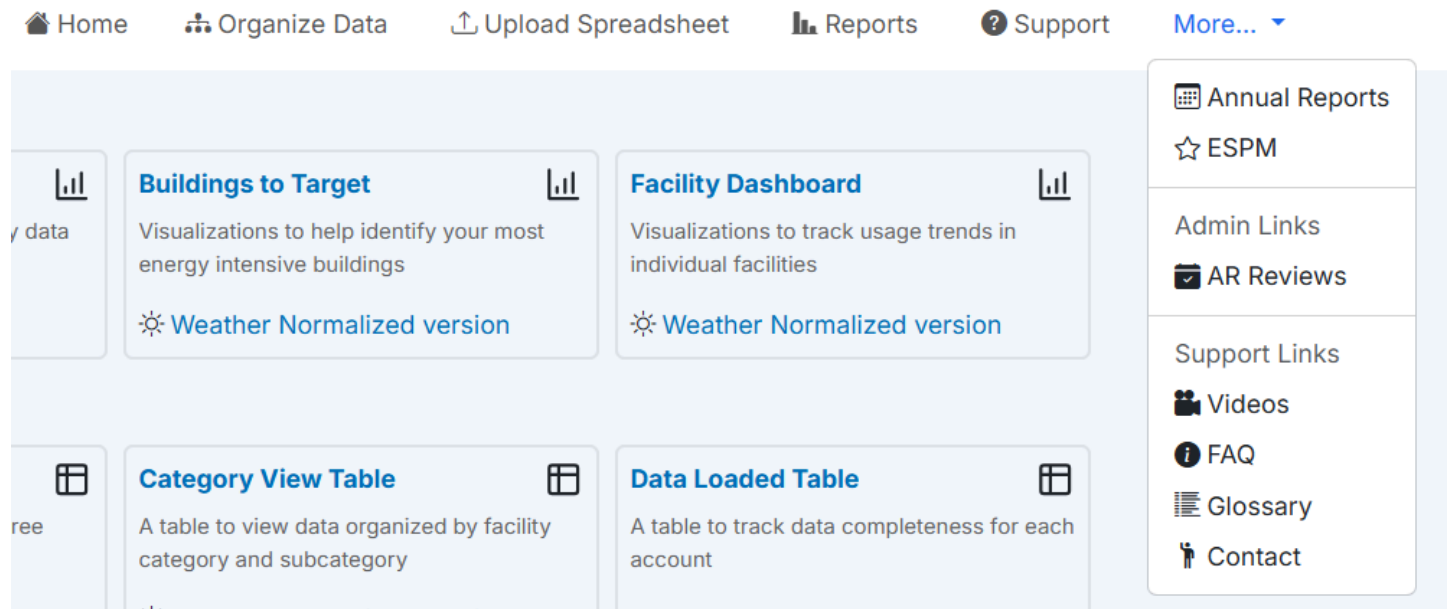
System Requirements

- Modern web browser (Chrome, Firefox, Safari, Edge)
- Internet connection
- No installation required

Navigation Overview

Main navigation includes:

- **Nodes** – Organize facilities
- **Reports** – Dashboards & analytics
- **Import** – Data upload tools
- **Annual Reports** – Compliance reporting
- **Climate Leaders** – Sustainability program management



Core Features

Hierarchical Data Organization

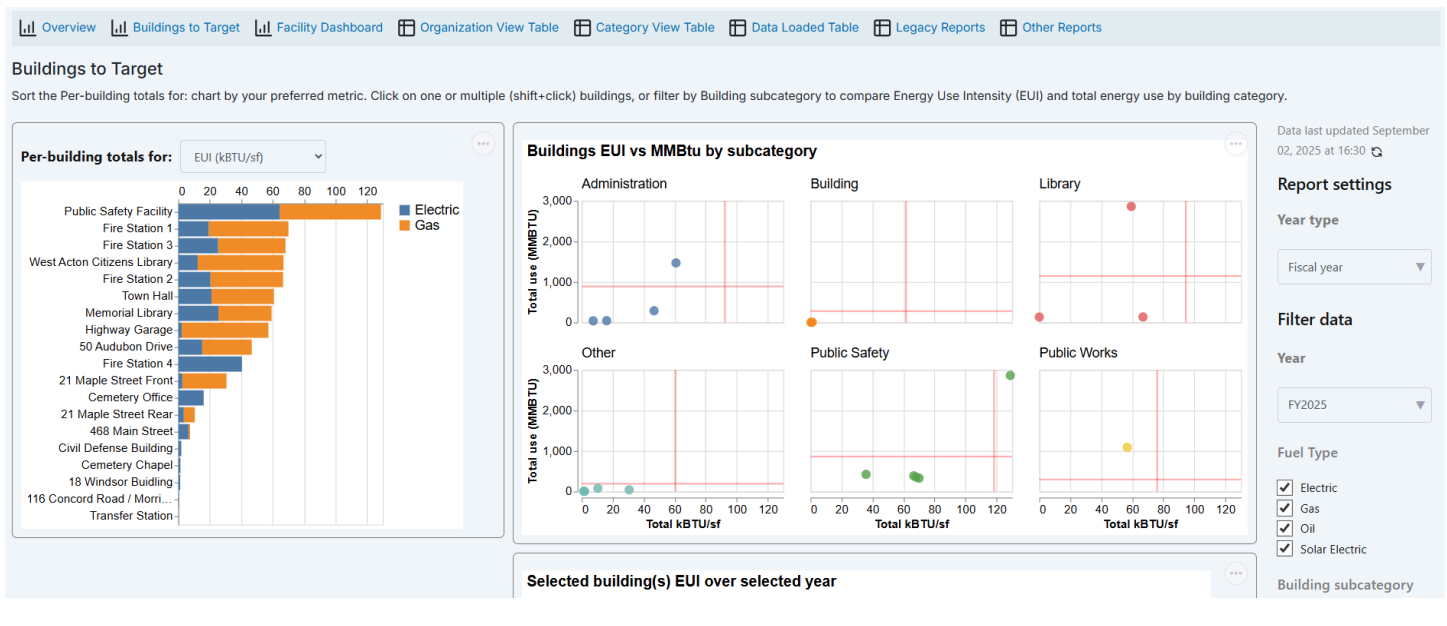
Supports **5 levels**: E.g. Organization → Department → Campus → Building → Account

Multi-Utility Support

Handles: Electricity, Natural Gas, Water & Sewer, Oil/Propane, Renewables

Real-Time Data Visualization

- **Consumption Charts** – usage over time
- **Cost Analysis** – expense tracking
- **Emissions Tracking** – environmental impact
- **Benchmarking** – cross-building comparisons



Data Management

Data Import Wizard

- Flat-file import
- Custom column mapping
- Multi-account handling

Account Management

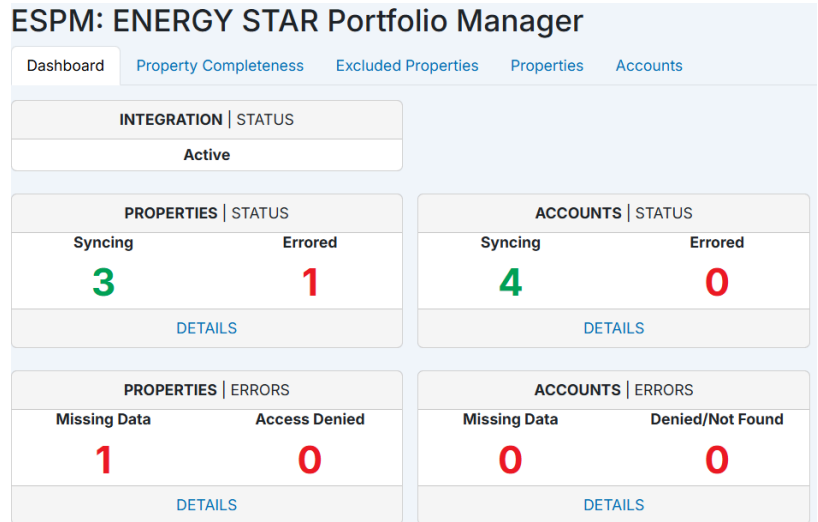
- Automatic account creation
- Link meters to buildings
- Historical usage records
- Built-in validation

Utility Web Integrations

- Automated Login & Data Download
- Multi-format handling
- Parsing and validation

Energy Star Portfolio Manager Integration

- Seamless data transfer
- Enhanced analytics
- Compliance-ready reporting



Reporting & Analytics

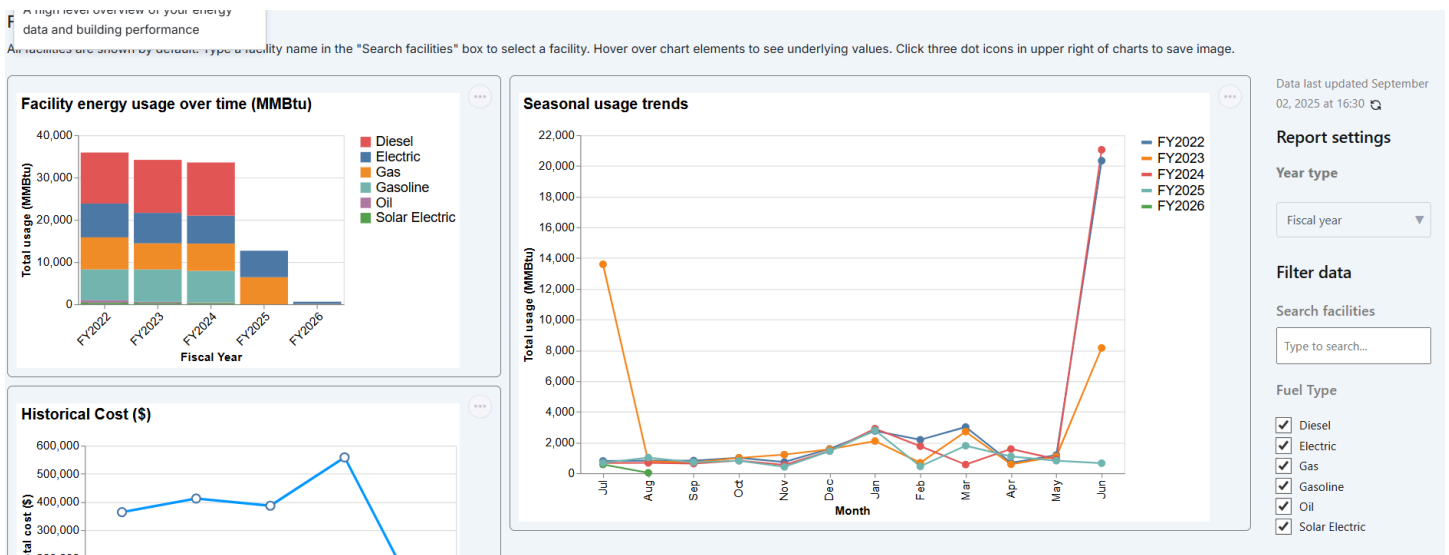
Dashboard Views

- **Overview Dashboard** – portfolio metrics, trends, emissions summary
- **Facility Dashboard** – building-level analytics
- **Category View** – compare departments, regions, fuel types

Category	Subcategory	Facility	Area (sq. ft.)	Year built	FY2022	FY2023	FY2024	FY2025	FY2026	Total
Building	Administration	468 Main Street	5,056.0	1915	183.4	134.2	87.5	37.5	7.4	449.9
		50 Audubon Drive	6,144.0	1993	374.2	322.3	342.6	286.7	12.1	1,337.9
		Cemetery Office	2,640.0	1967	119.6	145.6	81.2	42.5	2.7	391.6
		Town Hall	24,144.0	1863, 1988A	1,357.8	1,252.7	1,256.6	1,467.8	63.9	5,398.8
	Building	116 Concord Road / Morrison	2,877.0	Null	0.6	1.0	0.6	0.8	0.3	3.3
		18 Windsor Buidling	3,988.0	Null	4.7	4.5	4.2	4.6	0.3	18.3
	Library	Memorial Library	48,259.0	1889, 1967a, 1998a	3,260.2	2,848.4	2,944.8	2,860.7	144.9	12,059.1
		Transfer Station	0.0	Null	109.0	122.7	117.6	131.3	10.6	491.3
		West Acton Citizens Library	2,008.0	1815	91.7	117.1	116.5	134.3	3.0	462.6
	Other	21 Maple Street Front	1,320.0	Null	44.8	41.8	40.6	40.4	-	167.5
		21 Maple Street Rear	7,458.0	Null	100.4	92.9	87.6	77.7	-	358.6
		Cemetery Chapel	2,872.0	1938	94.0	70.6	119.8	3.8	0.1	288.3
Civil Defense Building		2,592.0	Null	6.2	11.3	5.0	4.8	0.4	27.7	

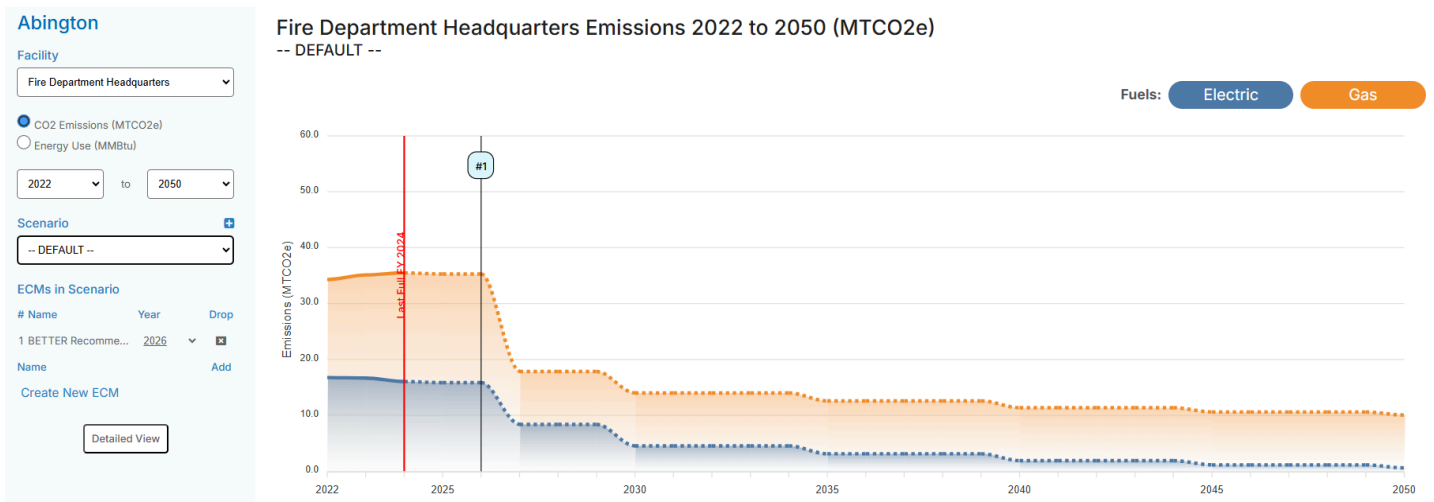
Custom Reports

- Export to **PDF** or **Excel**
- Scheduled reports
- Custom templates



Building Blueprint System

- Building characteristics (size, type, occupancy)
- System components (HVAC, lighting, water heating)
- Efficiency measures (ECMs)
- Maintenance records



Advanced Features

Annual Reporting System

- DOER Green Communities compliance
- Efficiency goal tracking
- Renewable energy monitoring
- Fleet efficiency tracking

User Management & Security

- Role-based access
- Multi-level admin
- Audit trails
- Data encryption

Climate Leaders Program

- Application workflow
- Progress & milestones
- Document management
- Review & approv

API Integration

- RESTful API
- Third-party integrations
- Data export
- Webhooks

Roadmap Planning

- Intervention & project planning
- Cost-benefit analysis
- Timeline management
- Savings projections

Support & Resources

Getting Help

- Online docs & tutorials
- Video training
- Support portal
- User community

Contact Information

- **Email:** pfsupport@optimiserfocus.com
- **Phone:** 720-306-1742
- **Hours:** Mon–Fri, 8 AM – 6 PM EST

*Powered by AWS infrastructure and supported by Mission Cloud (APN Premier Partner) for **enterprise-grade security and reliability.***

